

ASHLAND CITY FIRE DEPARTMENT 2010 YEAR END REPORT



Serving Since 1935



Our Family
Helping
Your Family

ASHLAND CITY FIRE DEPARTMENT

Staffing Summary:

Staff by Rank:

- 1 - Chief
- 1 - Deputy Chief
- 1 - Assistant Chief
- 2 - Captains
- 65 – Firefighters

Staff by Fire Fighter Certifications:

- 5 - Fire Fighter I
- 13 - Fire Fighter II
- 31 - Waiting to Test for Fire Fighter I (completed Basic Fire Fighting course)
- 7 - New Recruits – not yet attended Basic Fire Fighting

Staff by Medical Certifications:

- 1 - EMT-P (Emergency Medical Technician – Paramedic)
- 1 - working on EMT-P
- 23 - EMT-IV (Emergency Medical Technician – IV)
- 3 - in the certification process of EMT-IV
- 6 - First Responder
- 4 - Waiting to test for First Responder
- 14 - Currently in First Responder Class

Volunteer Summary:

The Ashland City Fire Department is a combination department, meaning we have career as well as volunteer fire fighters. For the past two years we have been doing recruitment drives in an effort to bring in more volunteers. These recruits go through all the necessary training to become fire fighters with our department.

2010 MONTHLY TOTALS

Name		Jan	Feb	Mar	Apr	May	Jun	Jul	Aug	Sept	Oct	Nov	Dec	Total
		Total	Total	Total	Total	Total	Total	Total	Total	Total	Total	Total	Total	Total
Marty Blackwell	24	24	24	25	24	39	20	24	25.5	20	24.25	28	16	293.75
Bill Bragg	24	46	30.5	24	17	52.5	11	15.5	29.5	27	38	26	32	348.5
Rachel Bragg	24	60	27	25.75	28.5	135	21	25.5	60.5	45.5	50.25	26	36	541
Mario Craig	48	6	18.5	0	0	0	0	3	12	57.5	5.5	10	0	112.5
Kenny Crowson	24	56.5	46	82.5	64	172	84	84	82	140	72	14	0	897
Chris Ecker	48	0	23	50	67	48	131.5	72	45.5	100.5	28.5	36	34.5	636.5
Steven Ellis	24	0	0	0	0	13	0	0	0	0	0	0	0	13
Harry Green	24	30	24	24	33	48	0	0	8	0	0	17	0	184
Michael Groves	24	13	0	13.25	15.25	66	3.75	0	17.75	13.5	21.75	16.25	12.5	193
Chris Harville	48	0	17	50	71	50.5	68.75	60	58.5	41.25	50	51	53.5	571.5
Ken Hudson	48	24	10	24	53	121	28	0	72	92	93	74.5	86.5	678
Josh Jackson	24	0	15	0	15	0	0	0	0	0	15	26	0	71
Eric Johnston	48	0	17.5	12.25	10.25	40.75	15.25	45	52.75	17.25	24.5	11.5	17.5	264.5
Thomas Jordi	24	24.5	24	24	0	100	12	29	24	0	0	0	0	237.5
Shaun Michael	48	64	56	68.5	48.5	150	46.5	76.5	56	53.5	49.5	48.5	66	783.5
Michael Morgan	24	31.5	24.5	30.5	25.5	44	24	43	16.5	39	49.5	28.5	45.5	402
Charles Morrow	24	48	27	24	29	33	27	24	24	24	24	0	0	284
Mike Osman	48	48	48.25	55.25	41.5	54.5	2	7	26	16	25.75	20.25	28	372.5
Angel Ramsey	24	4	0	10.5	33.5	46	0	14	24	4.5	0	6.5	0	143
Aaron Ranker	24	0	0	0	0	0	0	0	24	24	44	28	36.5	156.5
Steven Sellars	24	0	0	24	24	58.5	6	5	0	0	25.5	6	0	149
Colby Timmerman	24	52	188.5	204.5	185.5	284	119.5	41	147.5	76.5	65	173.5	50.5	1588
Matt Waldron	24	61	38	38	25	63	0	25	26	24.5	42	48	66.5	457
Michael White	24	24	24.5	26	16	25	48	200	217	72	17	25	12.5	707
Kevon Wilson	48	12	0	24.5	0	0	0	0	5	0	0	0	0	41.5
Mark Wilson	48	52	48	48.5	48	48	35	48	48	0	54	48	48	525.5
Mike Wilson	48	87.5	67.5	63	48	105	44.5	58	77	87.5	56	36	64.5	794.5
PJ Wiseman	24	5	11.25	7.5	0	39.5	0	0	3.5	18	4	0	0	88.75
Monthly Totals	1152	832	877.75	1094.5	975	1929.5	747.75	899.5	1189.5	994	879	804.5	706.5	11929.5
Ty Best		10.5	30	12.75	28.5	6	0	20	12	0	23	0	30	172.75
Ernie Franklin		141.25	175.5	62	70.5	168	87	63.25	64.25	49	84.5	80.5	77.5	1123.25
Brittni White		17	0	0	29	36.75	0	25	0	0	0	0	0	107.75
Explorer Totals		168.75	205.5	74.75	128	210.75	87	108.25	76.25	49	107.5	80.5	107.5	1403.75
RECRUITS														
Eric Bunch	48	0	0	0	0	16.25	49	39.5	23.5	14.5	11	15.5	0	169.25
Kenneth Choate	24	0	0	0	0	0	0	0	0	21.5	0	18.5	29.5	69.5
Philip Claibourne	48	0	0	0	0	20	48	0	49.5	33	45	45	52	292.5
Ryan Cooper	48	0	0	0	0	0	0	0	0	0	0	0	0	0
John Dalaviras	48	0	0	0	0	10.75	0	0	0	0	0	0	0	10.75
Gary DeMarco	48	0	0	0	0	0	0	10.5	62.5	62	57	39.5	0	231.5
Chris Fudge	24	0	0	0	0	18.75	0	11.25	25.25	28.5	81.5	76	48	289.25
James Green	48	0	0	0	0	9	0	14.75	23.5	68	76.5	94.5	31.5	317.75
Bill Krantz	24	0	0	0	0	9.5	0	0	76.25	0	52	24.5	26	188.25
Richard Murphy	48	0	0	0	0	7	0	0	0	0	0	0	0	7
Jonathan Pollack	48	0	0	0	0	7	0	0	0	2	9	3	0	21
John Poss	24	0	0	0	0	20	0	0	0	4	0	0	0	24
Donnie Prescott	48	0	0	0	0	0	0	0	9	19	4.25	7	11.5	50.75
Robert Thornton	48	0	0	0	0	4	0	0	0	0	0	0	0	4
Recruit Totals	768	0	0	0	0	333.5	167.5	114.25	342	284.5	336.25	323.5	198.5	2100
GRAND TOTALS		1000.8	1083.3	1169.3	1103	2473.8	1002.3	1122	1607.8	1327.5	1322.8	1208.5	1012.5	15433.25

Our volunteers have contributed an average of 297 hours per week. Break this down and we have an average of almost 2 additional people 24 hours a day/ 7 days a week/ 365 days a year. In order to accomplish this with career firefighters we would have to hire 6 more full-time firefighters to add the additional 2 people per shift. A shift for a career firefighter is working 24 hours/off 48 hours.

Grants Received For 2010:

We have applied for and received several grants. We received a multi-year grant as well as grants that begin and end within a year's time. All grants require quarterly reporting and claim submissions.

SAFER Grant for Recruitment & Retention:

This grant was awarded in 2008 from the FEMA Grant Program. A total of \$111,600 was awarded to help increase our recruitment and retention program. Over the last two years we have run radio commercials and other advertisements to recruit new volunteers for the Ashland City Fire Department. Over the course of the past two years we have had four recruitment cycles with 195 interviews conducted. Since September of 2008 we have added 29 members and 7 new members that have just started their training. Also through the grant we have been able to provide educational assistance to those firefighters who wish to work towards their Fire Science Degree, EMT Certifications and Paramedic Certifications. We have 5 firefighters that have completed their EMT Certifications and one that is working on his Paramedic Certification. There have been 5 firefighters that have taken one or more classes towards their Fire Science Degree through Volunteer State Community College.

Governor's Highway Safety Grant:

2009-2010 - In September 2009 we were awarded \$10,000 to purchase a Holmatro 4150 Combination Tool. This is an extrication tool that is housed at Station 2. The Objective of purchasing this piece of equipment is to increase the department's ability to rescue victims of motor vehicle crashes and decrease the time between an accident and the victim(s) being extricated. By having this at Station 2, we are able to quickly respond to any accidents that happen in that vicinity and have the best possible equipment available to provide assistance when needed.

2010-2011 – In September 2010 we were awarded \$ 9932 for First Responder Training. Through this grant we have purchased First Responder Textbooks, a Mass Casualty Kit, Airway Manikin/PatientCare Manikin, First Responder Field Guide Books and a Laptop Computer for use during Training. We are also able to pay overtime for our instructor.

Tennessee Forestry – Volunteer Fire Assistance Program:

2009-2010 – In November 2009, we were awarded a grant from the State Forestry Division to assist in purchasing a Foam Inductor and other accessories such as hose and hand tools which had been budgeted for in the 2009 budget. The total purchase price of these items was \$6,083, of which the grant is a 50/50 award so Ashland City was reimbursed for \$3000 of that expense.

2010-2011 – In November 2010, we were awarded the Forestry Grant again, this time we requested assistance in purchasing additional pagers. With the increase of volunteers, we have a need for additional pagers. We purchased 12 Motorola Pagers with a purchase price of \$6120. We have requested and are waiting on receiving the \$3000 reimbursement.

Blood Pressure Checks at Senior Citizens Center

35 Total Visits—486 Total Checks



Tested the Flow on 345 Fire Hydrants In September and October 2010



Training Summary:

2010 offered many challenges for the Ashland City Fire Department, with the addition of teaching 80 hours of Basic Fire Fighting to 24 new recruits, which had been taught by Tennessee Fire and Codes Academy staff in the past. Five members of the department also began 240 hours of Urban Search and Rescue Training, with 80 hours completed this year. These classes are sponsored by Tennessee Homeland Security District 7. The department total of 12,215 hours of training, surpassed all previous years. Included in these hours were hours that 6 members put in at Volunteer State Community College in obtaining their EMT-IV licenses and 1 member working on getting Paramedic license. These college courses were paid for by a FEMA recruitment and retention grant. Below is a breakdown of the training hours and topics covered.

Company Training:

Total Hours: 1269

Number of Classes: 56

Average Number of Attendees: 17

Topics: FIT testing, Ropes and Knots, Forcible Entry, Void Space Hazards, Hose Line Advancement, Ground Ladders, On-Scene Reports, PPE, Power Saws, Pre-Planning, Hall Systems, Fire Fighter Health and Safety, Rescue Drills, Medical, and Safe Haven Procedures.

Live Burn Training:

Total Hours: 352

Number of Classes: 2

Average Number of Attendees: 19

Topics: Residential Fires and Flashover

Driver Training:

Total Hours: 156

Number of Classes: 6

Average Number of Attendees: 7.8

Topics: EVOC (Emergency Vehicle Operator Course), and Area Familiarization

Hazmat Training:

Total Hours: 440

Number of Classes: 6

Average Number of Attendees: 14.7

Topics: Decontamination, Radiological Emergencies and Hazmat Awareness

Officer Training:

Total Hours: 64

Number of Classes: 1

Number of Attendees: 2

Topics: Command for Incident Management Teams

Specialized Training:

Total Hours: 400

Number of Classes: 2

Number of Attendees: 5

Topics: Rope Rescue and Confined Space Rescue

Recruit Training:

Total Hours: 5,292

Number of Classes: 11

Average Number of Attendees: 15.4


Topics: Basic Fire Fighting, First Responder, Introduction to Emergency Services, Pump Operation, Hazmat, Fire Fighter Health and Safety, Live Burn

Medical Training:


Total Hours: 4,242

Type: EMT-IV (Emergency Medical Technicians), First Responder, CPR,

FIREFIGHTER SAFETY
RESCUE TRAINING
STATION 1 &
STATION 2
OCTOBER 2010



USAR
(URBAN SEARCH AND RESCUE)
TRAINING
NOVEMBER 2010



NOVEMBER 2010
LIVE BURN
STATE FIRE
ACADEMY



Public Education Summary:

61 hours of Kitchen Safety and First Aid (total of 9 days at Cheatham Middle School)

- Speaking with grades 5, 6, 7 and 8 about Kitchen Safety, Personal Responsibility and Basic First Aid each six week period. (61 total man hours)

44 hours of education for Fire Safety week at Ashland City Elementary and West Cheatham Elementary.

- Ashland City Elementary has the largest special needs program in the county with several special needs children and parents. We spend a week at the school talking with each class and taking them through the fire safety trailer. (168 total man hours)
- Both Ashland city fire Department and Pleasant View Volunteer Fire Department take their Fire Safety trailers to WCES for the students to go through and learn about fire safety. (43 total man hours)

32 hours of Community Awareness and Safety education.

- Spoke with different groups about fire safety. Attended the Head Start program, the Spring and Fall festival at ACES and sports programs. (54 total man hours)
- Emergency Services Fair at WalMart–handed out safety information. (12 total man hours)
- Car Seat Check (also at WalMart during the Fair)- checked 11 vehicles to insure proper installation of child restraints seats, replaced 5 seats, free of charge. (55 total man hours)

8 hours of CPR and Basic First Aid education for Pleasant View Christian School.

- 24 total man hours

15 hours of Safety Awareness for Cheatham County High School and Sycamore High School.

- Ashland City Fire Department and Pleasant View Volunteer Fire Department put on a DUI awareness presentation for the school in May. (25 total man hours)
- Speak with several classes and clubs throughout the year concerning personal and fire safety. (20 total man hours)

32 hours of Community CPR classes

- Boy Scouts, Girl Scouts, Church groups and different community groups (64 total man hours)

24 hours of Business Community Fire Education classes



- 20 hours at A.O. Smith. (40 total man hours)
- 4 hours at BlueGrass. (8 total man hours)

Total of 215 hours of Public Education Events for 2010 with a total of 552 man hours.

FIRE EXTINGUISHER
EDUCATION
SEPTEMBER 30, 2010
A.O. SMITH



FIRE SAFETY WEEK
OCTOBER 2010
ASHLAND CITY
ELEMENTARY SCHOOL



CAR SEAT CHECK
WITH ASHLAND CITY
POLICE DEPARTMENT
@ WALMART
SAFETY FAIR
NOVEMBER 2010



MOCK-EXTRICATION
SYCAMORE HIGH SCHOOL
April 30, 2010
SPONSORED BY:
YOUTH LEADERSHIP OF
CHEATHAM COUNTY





Ashland City Fire Department

2010 Year End Report

Fire Districts	Ashland City	Rural	Mutual Aid	Total
Motor Vehicle Crash with Injuries	32	34	10	76
Medical First Responder	285	89	37	411
Fire Alarms	81	16	1	98
Structure Fires	5	5	35	45
Vehicle Fires	10	4	1	15
Lifeflight	8	2	4	14
Investigate Smoke / Fire	39	14	8	61
Remove Trees / Debris from Road	1	0	0	1
Water Rescue / Assist Boater	7	13	2	22
Fuel leaks / Hazardous Conditions	18	6	0	24
Search for Missing Persons	0	1	0	1
Dumpster / Trash Fires	5	3	0	8
Citizens Assist	63	1	0	64
Grass / Woods Fire	7	5	10	22
Downed Power Lines	2	0	0	2
False Calls / Cancelled Enroute	11	8	11	30
Animal Rescue	3	0	0	3
Investigate High Waters / Flooding	3	0	0	3
Assist Law Enforcement	34	3	1	38
Specialized Rescue	0	0	0	0
Event Stand-By	1	0	0	1
Fire Prevention / Public Education	5	0	0	5

TOTALS	620	204	120	944
---------------	------------	------------	------------	------------

Cheatham County's Fire Department's Run Totals 2010

	Total Calls	City/Main District	Rural District	Ashland City F.D. - City Received Mutual Aid	Ashland City F.D. - Rural Received Mutual Aid	Pleasant View F.D. - City Received Mutual Aid	Pleasant View F.D. - Rural Received Mutual Aid	Pegram F.D. - City Received Mutual Aid	Pegram F.D. - Rural Received Mutual Aid	Kingston Springs F.D. - City Received Mutual Aid	Kingston Springs F.D. - Rural Received Mutual Aid	Henrietta F.D. Received Mutual Aid	Two Rivers F.D. Received Mutual Aid	Harpeth Ridge F.D. Received Mutual Aid
Ashland City F.D.	979	579	230	15	56	2	0	0	0	0	0	59	38	0
Pleasant View F.D.	844	235	536	12	13	0	0	0	0	0	0	24	3	0
Pegram F.D.	182	123	25	1	0	1	18	9	0	0	0	0	2	0
Kingston Springs F.D.	329	162	123	0	0	0	7	2	0	0	0	0	0	0
Henrietta F.D.	163	156	N/A	0	0	1	2	0	0	0	0	0	1	0
Two Rivers F.D.	263	250	N/A	1	0	1	4	2	0	1	1	0	0	2
Harpeth Ridge F.D.	5	4	N/A	0	0	0	0	0	0	0	0	0	1	0

*Pleasant View went to 21 calls on I-24 that are not zoned in a specific area. They were added to total number of calls.
 *Pegram went to 3 calls on I-40 that are not zoned in a specific area. They were added to total number of calls.
 *Kingston Springs went to 35 calls on I-40 that are not zoned in a specific area. They were added to total number of calls.
 *Henrietta went to 3 calls in Montgomery County. They were added to total number of calls.

Wreck With a Fatality Dry Creek Road March 2010



CAR FIRE

Bearwallow Road

March 21, 2010




House Fire
Vine Street
April 23, 2010



The May Flood 2010



Tractor Roll Over July 8th ,2010



IN MEMORY OF FIREFIGHTER DANIEL GREER

